



Electrolux
PROFESSIONAL

**Cooking Range Line thermaline 85
4 Zone Full Surface Induction Top, 1
Side, H=700 - H3 - Marine USPHS only
M2M**

ITEM # _____

MODEL # _____

NAME # _____

SIS # _____

AIA # _____



588497 (HBJNGBHODM)

Full Surface Induction Top with generator cabinet, 4 zones, one-side operated with splashback - Marine USPHS (only M2M)

Short Form Specification

Item No. _____

Unit constructed according to DIN 18860_2 with 20 mm drop nose top and 120 mm recessed plinth. Internal frame for heavy duty sturdiness in stainless steel. 3mm top with 3 mm reinforcement in 1.4301 (AISI 304). Large multi-coil glass ceramic surface without any "dead" spots allows for quick and easy cleaning. Features 9 power levels with fast deployment to full heating power and very low heat dissipation to the kitchen. Overheat protection switches off the supply in case of overheating. Metal knobs with embedded hygienic "soft-touch" grip enable easier handling and cleaning. IPX6 water resistance certification. Configuration: one side operated. Can be installed on any base, also from other supplier. Bases must be designed according to the TL90 and TL85 construction guidelines. The generator cabinet base can be placed anywhere within the cooking block. Rolling rack included.

Main Features

- Overheat protection: the temperature sensor switches off the supply in case of overheating.
- The smooth glass-ceramic surface can be quickly and easily cleaned, thus providing maximum hygiene.
- All major components may be easily accessed from the front.
- Almost the entire surface of the ceramic plate can be used without "dead" spots.
- Fast deployment with full heating power immediately.
- Low heat dissipation to the kitchen.
- The large surface multi-coil induction top offers a substantial increase in pan and pot capacity thanks to the seamless transition between individual heating zones, ideal for à la carte operation.
- Metal knobs with embedded hygienic "soft-touch" grip for easier handling and cleaning. The special design of the controls prevents infiltration of liquids or soil into vital components.
- 9 power levels.
- IPX6 water protection.

Construction

- Control light for each zone.
- Internal frame for heavy duty sturdiness in stainless steel.
- 6mm ceran glass surface.
- 3mm top with 3 mm reinforcement in 1.4301 (AISI 304).
- Unit constructed according to DIN 18860_2 with 20 mm drop nose top and 120 mm recessed plinth.

Sustainability



- This model is compliant with Swiss Energy Efficiency Ordinance (730.02).

Optional Accessories

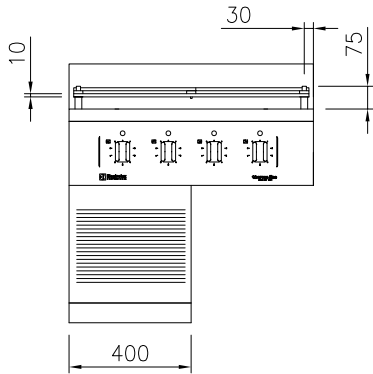
- S04 GLASSES & HARD SURFACES CLEANERS; 6 BOTTLES X 750ML PNC 0S2884
- Scraper for cook tops PNC 910601

APPROVAL: _____

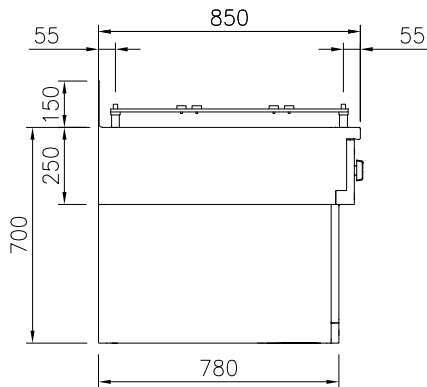


Experience the Excellence
www.electroluxprofessional.com

Front

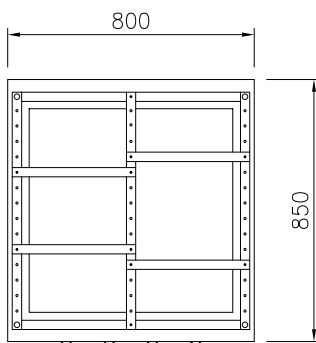


Side



EI = Electrical inlet (power)
 EQ = Equipotential screw

Top


Electric

Supply voltage: 440 V/3 ph/60 Hz
 Total Watts: 28 kW

Key Information:

External dimensions, Width: 800 mm
 External dimensions, Depth: 850 mm
 External dimensions, Height: 700 mm
 Net weight: 130 kg
 Configuration: One-Side Operated
 Front Plates Power: 7 - 7 kW
 Back Plates Power: 7 - 7 kW
 Front Plates dimensions: 420x370 420x370
 Back Plates dimensions: 320x330 320x330
 Induction Top Dimensions (width): 800 mm
 Induction Top Dimensions (depth): 850 mm

Sustainability

Current consumption: 39 Amps